

- Highly cited
- Bulk stock and fast shipping
- High Affinity and Specificity

COMMITTED TO LIFE SCIENCE RESEARCH



**HOT RESEARCH
ANTIBODIES**

AFFINITY BIOSCIENCES GROUP LTD
www.affbiotech.com
order@affbiotech.com

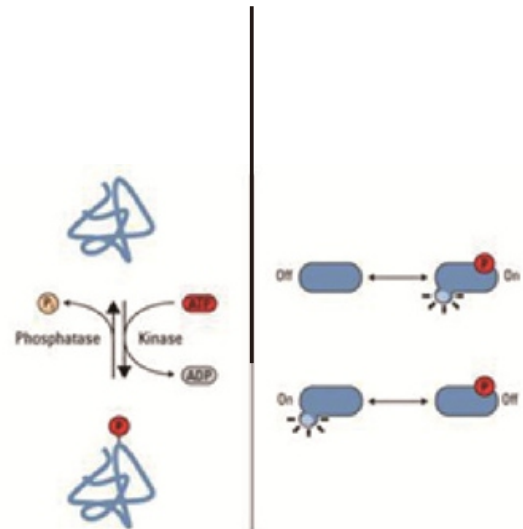
Unique Phosphorylation Antibody

Protein modification refers to the post-translational modification of chemical groups in proteins to change their physical and chemical properties, which in turn affects their spatial conformation, activity, stability and interaction with other molecules, and thus participates in the regulation of a variety of life processes in the organism. At present, more than 20 kinds of protein modifications have been found, the common protein modifications are: ethylcooling, ubiquitination, methylation, phosphorylation, etc.; there are also some special modifications, such as croton sparing, in two cool, propylcooling, succinylcooling, glycosylation, etc., which also play an important role in the life activities.

Among them, protein phosphorylation modification is one of the most common and important post-translational modifications of proteins, and it is estimated that nearly 1/3 of proteins in eukaryotes are modified by phosphorylation, which plays a crucial role in regulating signal transduction, gene expression, cell cycle, developmental differentiation and many other processes.

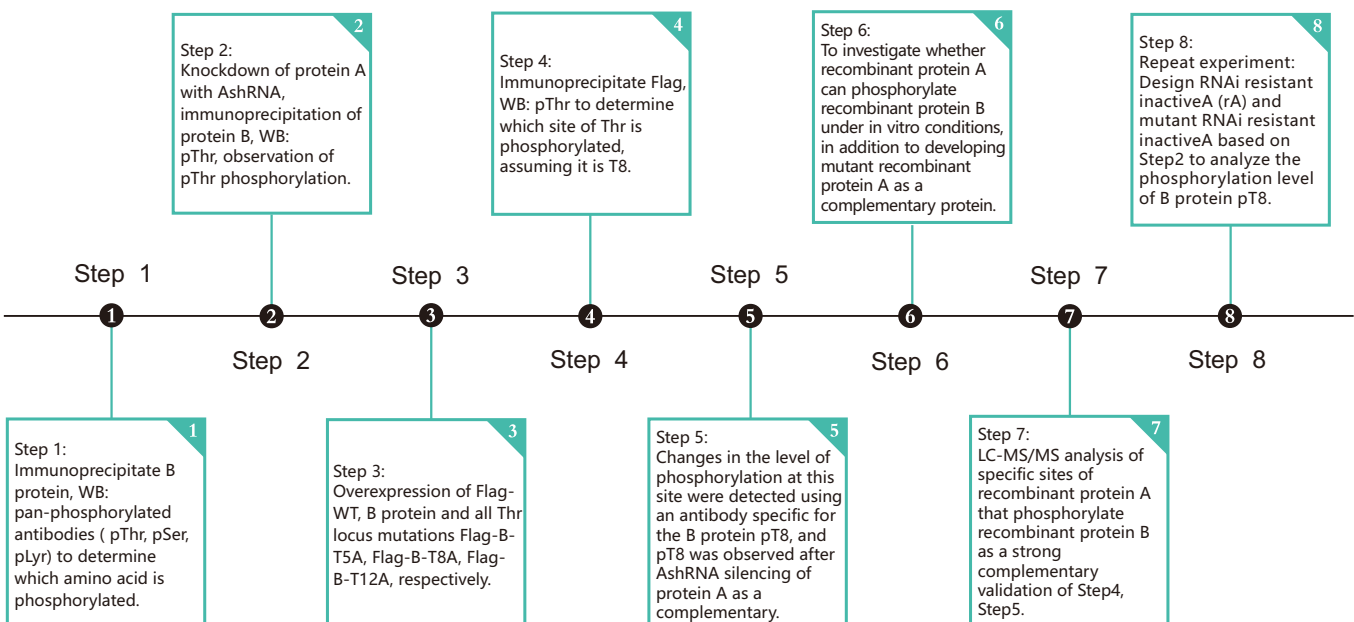
Protein phosphorylation modification is the process of transferring phosphate groups from ATP molecules to specific sites (Ser, Thr, yr residues, etc.) in protein molecules by protein phosphokinase. It has been shown that protein interactions can be regulated by multisite phosphorylation modifications. Abnormal up-regulation or down-regulation of protein phosphorylation levels is closely related to the development of various diseases such as cancer, diabetes, metabolic syndrome, Alzheimer's disease, etc.

Affinity Bioscience's antibody has launched more than 2400 unique phosphorylated antibodies, including more than 800 unique phosphorylated antibodies that are prepared for specific phosphorylation sites, i.e. site-specific, which is more specific than pan-phosphorylated antibodies, and are able to more clearly explore the effects of phosphorylation at a single or multiple sites on the function of proteins, opening up new perspectives in research. A New Perspective on Research.

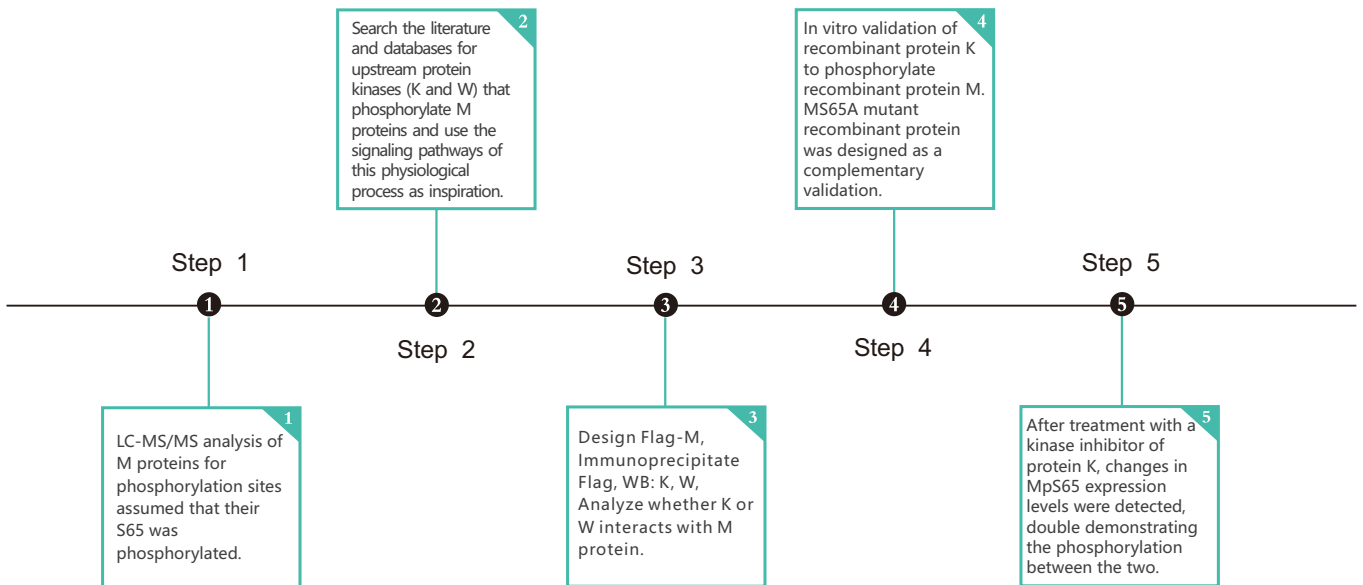


Experimental Design Protocol for Phosphorylation

Site Screening It is known that the downstream target of protein A is protein B. Find the phosphorylation site of protein B.



Find the protein upstream of the M protein that interacts with it, and find the phosphorylation site of the M protein.



Phospho-EGFR (Ser1070) Antibody - #AF3044

AF3044 at 1/200 staining human lymph node tissue sections by IHC-P.

Clicking on PTM brings up two drop-down boxes, as shown on the left.

The first row (P00533 as Substrate) lists all post-translational modification sites and upstream kinases of this protein.

The second row (P00533 as PTM Enzyme) lists the downstream target proteins of the protein when it acts as a kinase.

Product Info	Immunogens	As Substrate	Background	Product Info	Immunogens	As Enzyme	Background
Y585	Phosphorylation			U/5086-1 (5-AMK)	Y152		Uniprot
N603	N-Glycosylation			Q95477 (ABCA1)	S2054		Uniprot
N623	N-Glycosylation			P00533 (EGFR)	Y869		Uniprot
S645	Phosphorylation			P00533 (EGFR)	Y998		Uniprot
T648	Phosphorylation			P00533 (EGFR)	Y1016		Uniprot
Y678	Phosphorylation	Q16512 (PKMT1), P17252 (PKKCA), Q15139 (PKCD1), Q6F522 (PKND3)		P00533 (EGFR)	Y1069		Uniprot
Y693	Phosphorylation	P28482 (BAPK1), P27361 (BAPK2), Q16639 (BAPK3), Q15139 (PKMT1)		P00533 (EGFR)	Y1082		Uniprot
S696	Phosphorylation			P00533 (EGFR)	Y1110		Uniprot
K708	Ubiquitination			P00533 (EGFR)	Y1138		Uniprot
K713	Ubiquitination			P00533-1 (EGFR)	Y1172		Uniprot
K714	Ubiquitination			P00533 (EGFR)	Y1197		Uniprot
K716	Ubiquitination			P04803 (ANXA1)	Y21		Uniprot
S720	Phosphorylation			P04626-5 (ERBB2)	Y1218		Uniprot
T725	Phosphorylation			P04626 (ERBB2)	Y1248		Uniprot
Y727	Phosphorylation			P07948 (LYN)	Y32		Uniprot
K728	Ubiquitination	P12911 (SRC)					

Column 1 Site: Post-translational modification site
 Column 2 PTM Type: Type of post-translational modification
 Column 3 Enzyme: Upstream kinase
 Column 4 Source: Database source

Column 1 Substrate: Substrate
 Column 2 Site: Catalytic site of the kinase
 Column 3 Source: Database source

Tips:

① Whether you are looking for an upstream enzyme or a downstream substrate, click on the protein ID on the left to go directly to the Uniprot protein database, and click on the protein name in parentheses to search for the corresponding Affinity antibody.

② If the site is highlighted in orange, it means that Affinity has the spot-phosphorylated antibody for the corresponding site, click on the site to go directly to the antibody page.

• Unique best-selling antibodies recommended

Cat#	Des#	Reactivity	Application
AF8001	Phospho-CDK1/CDC2(Thr161)Antibody	Human,Mouse, Rat	WBIHC,IFIICC,ELISA(peptide)
AF8002	Phospho-TYK2(Tyr1054)Antibody	Human,Mouse	WB,IF/ICC,ELISA(peptide)
AF8003	Phospho-BACE(Ser498)Antibody	Human,Mouse,Rat	WB,IHC,ELISA(peptide)
AF8004	Phospho-CtIP(Ser327)Antibody	Human,Mouse,Rat	WB,IHC,ELISA(peptide)
AF8005	Phospho-DNA-PK(Thr2609)Antibody	Human,Mouse,Rat	WB,IHC,ELISA(peptide)
AF8006	Phospho-CBL(Tyr731)Antibody	Human,Mouse,Rat	WB,IFIICC,ELISA(peptide)
AF8007	Phospho-CDK4(Thr172)Antibody	Human, Mouse,Rat	WB,IHC,ELISA(peptide)
AF8008	Phospho-Insulin Receptor beta(Tyr999)Antibody	Human,Mouse, Rat	WB,ELISA(peptide)
AF8009	Phospho-IRAK1(Thr387)Antibody	Human,Mouse,Rat	WB,IHC,ELISA(peptide)
AF8010	Phospho-MRLC1(Thr19+Ser20)Antibody	Human,Mouse,Rat	WB,ELISA(peptide)
AF8011	Phospho-NFAT1(Ser326)Antibody	Human,Mouse,Rat	WB,IHC,ELISA(peptide)
AF8012	Phospho-NFAT2(Ser294)Antibody	Human,Mouse, Rat	WB,IHC,ELISA(peptide)
AF8013	Phospho-NFkappaB p105/p50(Ser903)Antibody	Human	WB,IF/ICC,ELISA(peptide)
AF8014	Phospho-NFkappaB p105/p50(Ser923)Antibody	Human,Mouse,Rat	WB,IHC,IF/ICC,ELISA(peptide)
AF8015	Phospho-PDGFR beta(Tyr1009)Antibody	Human,Mouse,Rat	WB,IHC,ELISA(peptide)
AF8016	Phospho-CD31(Tyr690)Antibody	Human,Mouse, Rat	WB,IHC,ELISA(peptide)
AF8017	Phospho-PKAcatalase CAT(Ser339)Antibody	Human,Mouse,Rat	WB,IHC,ELISA(peptide)
AF8018	Phospho-PLCG2(Tyr759)Antibody	Human,Mouse, Rat	WB,IF/ICC,ELISA(peptide)
AF8019	Phospho-RAD9(Ser272) Antibody	Human	WB,ELISA(peptide)
AF8020	Phospho-RhoA(Ser188)Antibody	Human,Mouse,Rat	WB,IHC,ELISA(peptide)
AF8021	Phospho-VAV1(Tyr160)Antibody	Human,Mouse, Rat	WB,IHC,ELISA(peptide)
AF8022	Phospho-VEGFR2(Tyr996)Antibody	Human,Mouse,Rat,Monkey	WB,IHC,IF/ICC,ELISA(peptide)
AF8023	Phospho-Chk2(Ser19)Antibody	Human	WB,IF/ICC,ELISA(peptide)
AF8024	Phospho-Chk2(Thr432)Antibody	Human,Mouse	WB,IF/ICC,ELISA(peptide)
AF8025	Phospho-Doublecortin(Ser297)Antibody	Human,Mouse, Rat	WB,ELISA(peptide)
AF8026	Phospho-HSL(Ser660)Antibody	Human,Mouse, Rat	WB,IHC,IF/ICC,ELISA(peptide)
AF8027	Phospho-PAK4/5/6(Ser474)Antibody	Human,Mouse, Rat, Monkey	WB,IHC,ELISA(peptide)
AF8028	Phospho-PKCbeta1(Ser661)Antibody	Human,Mouse	WB,IHC,ELISA(peptide)
AF8029	Phospho-TLK1(Ser741)Antibody	Human,Mouse,Rat	WBIHC,IF/ICC,ELISA(peptide)
AF8030	Phospho-AMPK beta 1(Ser181)Antibody	Human,Mouse,Rat	WB,HCIF/ICC,ELISA(peptide)
AF8031	Phospho-B-Myb(Th494) Antibody	Human,Mouse,Rat	WB,IHC,ELISA(peptide)
AF8032	Phospho-Chk2(Thr26+Ser28)Antibody	Human,Mouse,Rat	WB,IHC,IF/ICC,ELISA(peptide)
AF8033	Phospho-Histone H2B(Ser15)Antibody	Human,Mouse,Rat	WB,IHC,ELISA(peptide)
AF8034	Phospho-MAX(Ser11)Antibody	Human,Mouse,Rat	WB,IHC,IF/ICC,ELISA(peptide)
AF8035	Phospho-MEK1/2(Ser218+Ser222/Ser222+Ser226)Antibody	Human, Mouse, Rat	WB,IHC,IFIICC,ELISA(peptide)
AF8036	Phospho-RBL2(Ser952)Antibody	Human,Mouse, Rat	WB,ELISA(peptide)
AF8037	Phospho-C/EBP alpha(Ser190) Antibody	Human,Mouse, Rat	WB,ELISA(peptide)
AF8038	Phospho-CD130/gp130(Ser782)Antibody	Human,Mouse	WB,IHC,ELISA(peptide)
AF8039	Phospho-SLAM/CD150(Tyr327)Antibody	Human,Mouse, Rat	WB,IHC,ELISA(peptide)
AF8040	Phospho-CD66/CEACAM1(Ser508)Antibody	Human,Mouse,Rat	WB,IHC,ELISA(peptide)
AF8041	Phospho-FES(Tyr713)Antibody	Human, Mouse,Rat	WB,IHC,ELISA(peptide)
AF8042	Phospho-CFTR(Ser737)Antibody	Human,Mouse,Rat	WB,IHC,ELISA(peptide)
AF8043	Phospho-c-Jun(Ser249)Antibody	Human,Mouse,Rat	WB,IHC,ELISA(peptide)
AF8044	Phospho-Cyclin D1(Ser90)Antibody	Human,Mouse, Rat	WB,IHC,IF/ICC,ELISA(peptide)
AF8045	Phospho-4E-BP1(Thr36)Antibody	Human,Mouse,Rat	WB,IHC,IF/ICC,ELISA(peptide)

Cat#	Des#	Reactivity	Application
AF8046	Phospho-DAPK1(Ser308)Antibody	Human,Mouse,Rat	WB,IHC,IF/ICC,ELISA(peptide)
AF8047	Phospho-DNA-PK(Ser2612) Antibody	Human,Mouse,Rat	WB,IHC,ELISA(peptide)
AF8048	Phospho-HER2/ErbB2(Thr686)Antibody	Human,Mouse,Rat	WB,IHC,IF/ICC,ELISA(peptide)
AF8049	Phospho-HER2/ErbB2(Tyr1139)Antibody	Human,Mouse,Rat	WB,IF/ICC,ELISA(peptide)
AF8050	Phospho-HER3/ErbB3(Tyr1328)Antibody	Human,Mouse,Rat	WB,IHC,IF/ICC,ELISA(peptide)
AF8051	Phospho-p27 Kip1(Thr157) Antibody	Human,Mouse,Rat	WB,IHC,IF/ICC,ELISA(peptide)
AF8052	Phospho-p27 Kip1(Ser178)Antibody	Human,Mouse,Rat	WB,IHC,IF/ICC,ELISA(peptide)
AF8053	Phospho-PDGFR alpha(Tyr762)Antibody	Human,Mouse,Rat	WB,IHC,ELISA(peptide)
AF8054	Phospho-PPAR alpha(Ser21) Antibody	Human,Mouse,Rat	WB,IF/ICC,ELISA(peptide)
AF8055	Phospho-Ret(Tyr905) Antibody	Human,Mouse,Rat,Monkey	WB,IF/ICC,ELISA(peptide)
AF8056	Phospho-Ret (Tyr1096) Antibody	Human,Mouse,Rat	WB,IHC,IF/ICC,ELISA(peptide)
AF8057	Phospho-Retinoblastoma (Ser612) Antibody	Human,Mouse,Monkey	WB,IF/ICC,ELISA(peptide)
AF8058	Phospho-Smad1(Ser214)Antibody	Human,Mouse,Rat	WB,IF/ICC,ELISA(peptide)
AF8059	Phospho-Smad2 (Ser255)Antibody	Human,Mouse,Rat	WB,IHC,IF/ICC,ELISA(peptide)
AF8060	Phospho-Smad2(Ser245) Antibody	Human,Mouse,Rat	WB,IF/ICC,ELISA(peptide)
AF8061	Phospho-Syndecan 4(Ser179) Antibody	Human,Mouse,Rat	WB,IHC,ELISA(peptide)
AF8062	Phospho-Gz alpha (Ser16) Antibody	Human,Mouse,Rat	WB,ELISA(peptide)
AF8063	Phospho-HAND1 (Ser98) Antibody	Human,Mouse,Rat	WB,ELISA(peptide)
AF8064	Phospho-Hic-5(Tyr60) Antibody	Human,Mouse,Rat	WB,IHC,ELISA(peptide)
AF8065	Phospho-HMG17 (Ser29) Antibody	Human,Mouse,Rat	WB,IHC,ELISA(peptide)
AF8066	Phospho-HSF1(Ser307)Antibody	Human,Mouse,Rat	WB,IHC,IF/ICC,ELISA(peptide)
AF8067	Phospho-Huntingtin (Ser421)[Ser419]Antibody	Human,Mouse,Rat	WB,IHC,ELISA(peptide)
AF8068	Phospho-IGF2R (Ser2484) Antibody	Human,Mouse,Rat	WB,ELISA(peptide)
AF8069	Phospho-IL-1R alpha /CD121alpha(Tyr496)Antibody	Human,Mouse,Rat	WB,ELISA(peptide)
AF8070	Phospho-ILK(Ser343)Antibody	Human,Mouse,Rat	WB,IHC,ELISA(peptide)
AF8071	Phospho-Integrin alpha4 (Ser1027) Antibody	Human,Mouse,Rat	WB,IHC,ELISA(peptide)
AF8072	Phospho-ITK(Tyr512)Antibody	Human,Mouse,Rat	WB,IHC,ELISA(peptide)
AF8073	Phospho-Kv3.4/KCNC4(Ser15) Antibody	Human,Mouse,Rat	WB,ELISA(peptide)
AF8074	Phospho-Kv4.2/KCND2(Ser616) Antibody	Human,Mouse,Rat	WB,IHC,ELISA(peptide)
AF8075	Phospho-MAP4(Ser696)Antibody	Human,Mouse,Rat	WB,IHC,ELISA(peptide)
AF8076	Phospho-MARK1/2/3/4(Thr215) Antibody	Human,Mouse,Rat	WB,IHC,ELISA(peptide)
AF8077	Phospho-MARK2 (Thr596) Antibody	Human,Mouse,Rat	WB,IHC,IF/ICC,ELISA(peptide)
AF8078	Phospho-MAX(Ser2)Antibody	Human,Mouse,Rat,Monkey	WB,IHC,ELISA(peptide)
AF8079	Phospho-MLK3(Thr277+Ser281)Antibody	Human,Mouse,Rat	WB,IHC,ELISA(peptide)
AF8080	Phospho-TGFBR1(Ser165)Antibody	Human,Mouse,Rat	WB,ELISA(peptide)
AF8081	Phospho-TGF beta Receptor III(Thr843)Antibody	Human,Mouse,Rat	WB,IHC,ELISA(peptide)
AF8082	Phospho-alpha 1 Catenin(Ser641)Antibody	Human,Mouse,Rat,Monkey	WB,IHC,IF/ICC,ELISA(peptide)
AF8083	Phospho-Centaurin beta-1(Ser554)Antibody	Human,Mouse	WB,ELISA(peptide)
AF8084	Phospho-Desmoyokin(Ser5784)Antibody	Human,Mouse,Rat	WB,IHC,ELISA(peptide)
AF8085	Phospho-KAT3B /p300(Ser1834)Antibody	Human,Mouse,Rat	WB,IHC,ELISA(peptide)
AF8086	Phospho-eNOS (Ser1179) Antibody	Human,Mouse,Rat	WB,IHC,IF/ICC,ELISA(peptide)
AF8087	Phospho-Plastin L(Ser5) Antibody	Human,Mouse,Rat	WB,IHC,IF/ICC,ELISA(peptide)
AF8088	Phospho-POU2F1/OCT1(Ser385) Antibody	Human,Mouse,Rat	WB,ELISA(peptide)
AF8089	Phospho-DNA Ligase IV(Thr650) Antibody	Human,Mouse	WB,IHC,ELISA(peptide)
AF8090	Phospho-TOP2A(Ser1213) Antibody	Human,Mouse	WB,IF/ICC,ELISA(peptide)
AF8091	Phospho-KIF1C(Ser1092) Antibody	Human,Mouse,Rat	WB,IHC,IF/ICC,ELISA(peptide)
AF8092	Phospho-PKD2(Ser812) Antibody	Human,Mouse,Rat	WB,ELISA(peptide)
AF8093	Phospho-Presenilin 2(Ser330) Antibody	Human,Mouse,Rat	WB,ELISA(peptide)

Cat#	Des#	Reactivity	Application
AF8094	Phospho-CtIP (Ser664)Antibody	Human,Mouse,Rat	WB,IHC,ELISA(peptide)
AF8095	Phospho-VAMP4(Ser30)Antibody	Human,Mouse,Rat	WB,IHC,IF/ICC,ELISA(peptide)
AF8096	Phospho-ASK1(Thr838)Antibody	Human,Mouse,Rat	WB,IHC,IF/ICC,ELISA(peptide)
AF8097	Phospho-ATF4(Ser219)Antibody	Human,Mouse,Rat	WB,ELISA(peptide)
AF8098	Phospho-ATF4(Ser224)Antibody	Human,Mouse,Rat	WB,ELISA(peptide)
AF8099	Phospho-ATM (Ser367)Antibody	Human,Mouse,Monkey	WB,ELISA(peptide)
AF8100	Phospho-ATM (Ser1893) Antibody	Human,Mouse,Rat	WB,IHC,ELISA(peptide)
AF8101	Phospho-beta Catenin (Tyr142) Antibody	Human,Mouse,Rat	WB,IF/ICC,ELISA(peptide)
AF8102	Phospho-beta Catenin(Ser675)Antibody	Human,Mouse,Rat,Monkey	WB,IHC,IF/ICC,ELISA(peptide)
AF8103	Phospho-Caspase 8(Tyr448)Antibody	Human,Mouse,Rat	WB,IHC,IF/ICC,ELISA(peptide)
AF8104	Phospho-Caveolin 2(Ser23) Antibody	Human,Mouse,Rat,Monkey	WB,IHC,ELISA(peptide)
AF8105	Phospho-Caveolin 2(Ser36) Antibody	Human,Mouse,Rat	WB,IHC,ELISA(peptide)
AF8106	Phospho-Caveolin 2(Tyr19) Antibody	Human,Mouse,Rat	WB,IHC,ELISA(peptide)
AF8107	Phospho-CDC25A(Ser82)Antibody	Human,Mouse,Rat	WB,IF/ICC,ELISA(peptide)
AF8108	Phospho-CHK2(Ser33+Ser35)Antibody	Human,Mouse,Rat	WB,IHC,IF/ICC,ELISA(peptide)
AF8109	Phospho-CREB(Ser111) Antibody	Human,Mouse,Rat	WB,IHC,IF/ICC,ELISA(peptide)
AF8110	Phospho-EGFR(Tyr998)Antibody	Human,Mouse,Rat	WB,IHC,IF/ICC,ELISA(peptide)
AF8111	Phospho-eNOS (Ser114)Antibody	Human,Mouse,Rat	WB,IHC,IF/ICC,ELISA(peptide)
AF8112	Phospho-eNOS (Ser633)Antibody	Human,Mouse,Rat	WB,IF/ICC,ELISA(peptide)
AF8113	Phospho-Estrogen Receptor alpha(Thr311)Antibody	Human,Mouse,Rat	WB,IF/ICC,ELISA(peptide)
AF8114	Phospho-FAK(Tyr577) Antibody	Human,Mouse,Rat	WB,IHC,IF/ICC,ELISA(peptide)
AF8115	Phospho-FOXO3A(Ser315)Antibody	Human,Mouse,Rat	WB,IHC,ELISA(peptide)
AF8116	Phospho-FOXO3A(Ser644) Antibody	Human,Mouse,Rat	WB,ELISA(peptide)
AF8117	Phospho-FOXO4(Thr455)Antibody	Human,Mouse,Rat	WB,IHC,IF/ICC,ELISA(peptide)
AF8118	Phospho-IGF1 Receptor(Tyr980) Antibody	Human,Mouse	WB,IHC,IF/ICC,ELISA(peptide)
AF8119	Phospho-LIMK1(Ser323) Antibody	Human,Mouse,Rat	WB,IHC,IF/ICC,ELISA(peptide)
AF8120	Phospho-c-Met (Tyr1235) Antibody	Human,Mouse,Rat	WB,IF/ICC,ELISA(peptide)
AF8121	Phospho-c-Met (Ser985) Antibody	Human,Mouse,Rat	WB,IF/ICC,ELISA(peptide)
AF8122	Phospho-p53(Thr55)Antibody	Human,Mouse	WB,IF/ICC,ELISA(peptide)
AF8123	Phospho-PDPK1(Tyr376)Antibody	Human,Mouse,Rat	WB,IHC,ELISA(peptide)
AF8124	Phospho-Retinoblastoma (Thr252)Antibody	Human,Mouse,Rat	WB,IF/ICC,ELISA(peptide)
AF8125	Phospho-Retinoblastoma (Ser788)Antibody	Human,Mouse,Rat	WB,IHC,IF/ICC,ELISA(peptide)
AF8126	Phospho-Rel(Ser492/Ser460) Antibody	Human,Mouse,Rat	WB,ELISA(peptide)
AF8127	Phospho-STAT2(Tyr631) Antibody	Human,Mouse,Rat	WB,IF/ICC,ELISA(peptide)
AF8128	Phospho-STAT4(Ser721) Antibody	Human,Mouse,Rat	WB,IHC,IF/ICC,ELISA(peptide)
AF8129	Phospho-Tau(Ser717/Ser400) Antibody	Human,Mouse,Rat	WB,ELISA(peptide)
AF8130	Phospho-VEGFR1(Tyr1242)Antibody	Human,Monkey	WB,IF/ICC,ELISA(peptide)
AF8131	Phospho-ABL1/2(Tyr70/Tyr116)Antibody	Human,Mouse,Rat,Monkey	WB,IF/ICC,ELISA(peptide)
AF8132	Phospho-A-RAF(Ser299)Antibody	Human,Mouse,Rat	WB,IHC,IF/ICC,ELISA(peptide)
AF8133	Phospho-BLK(Tyr389)Antibody	Human,Mouse,Rat,Monkey	WB,IHC,ELISA(peptide)
AF8134	Phospho-BRK(Tyr342)Antibody	Human,Mouse,Rat	WB,IHC,IF/ICC,ELISA(peptide)
AF8135	Phospho-BRSK2(Thr260) Antibody	Human,Mouse	WB,ELISA(peptide)
AF8136	Phospho-CAMKK1/2(Ser458/Ser495) Antibody	Human,Mouse,Rat	WB,IHC,ELISA(peptide)
AF8137	Phospho-CDK1/CDC2(Thr161) Antibody	Human,Mouse,Rat	WB,IHC,IF/ICC,ELISA(peptide)
AF8138	Phospho-CSK(Tyr304)Antibody	Human,Mouse,Rat	WB,IHC,IF/ICC,ELISA(peptide)
AF8139	Phospho-DAPK1(Ser734) Antibody	Human,Mouse,Rat	WB,IHC,ELISA(peptide)
AF8140	Phospho-DAPK1(Ser289) Antibody	Human,Mouse	WB,ELISA(peptide)
AF8141	Phospho-DYRK1A/B(Tyr321/Tyr273)Antibody	Human,Mouse,Rat	WB,IHC,ELISA(peptide)

Cat#	Des#	Reactivity	Application
AF8142	Phospho-DYRK2/4(Tyr382/Tyr264)Antibody	Human,Mouse,Rat	WB,IHC,ELISA(peptide)
AF8143	Phospho-EPHA8 (Tyr839)Antibody	Human,Mouse,Rat	WB,IHC,ELISA(peptide)
AF8144	Phospho-EPHA8(Tyr616)Antibody	Human,Mouse	WB,ELISA(peptide)
AF8145	Phospho-EPHB1/2/3/4(Tyr600/Tyr602/Tyr614/Tyr596)Antibody	Human,Mouse,Rat	WB,ELISA(peptide)
AF8146	Phospho-ERKS(Thr219+Tyr221) Antibody	Human,Mouse,Rat	WB,IHC,ELISA(peptide)
AF8147	Phospho-FER(Tyr714) Antibody	Human,Mouse,Rat	WB,IHC,IF/ICC,ELISA(peptide)
AF8148	Phospho-FGFR2(Tyr769)Antibody	Human,Mouse,Rat,Monkey	WB,IHC,ELISA(peptide)
AF8149	Phospho-FGFR3(Tyr760)Antibody	Human,Mouse,Rat	WB,ELISA(peptide)
AF8150	Phospho-FGFR4(Tyr754)Antibody	Human,Mouse,Rat	WB,IHC,ELISA(peptide)

BRAND INTRODUCTION

Affinity Biosciences' R&D Centre has a modern comprehensive laboratory, aseptic operation room, SPF animal room, equipped with advanced flow cytometry, laser confocal, digital scanning of pathological sections and other experimental instruments. So far, we have developed more than 15,000 kinds of antibodies and 16,000 kinds of peptides. Among them, phosphorylated antibodies are the strongest products of Affinity brand, which adopts peptide antigen + affinity purification, which conforms to the internationally recognised definition of Monospecific antibody, and adopts independent antibody validation, one of the 5 major validation strategies proposed by IWGAV, combined with Affinity's characteristic The combination of blocking peptide + MS validation realises multiple validations of antibody quality and ensures that the specificity and sensitivity of each antibody is optimised. Since 2018, Affinity has been awarded the 2019 and 2020 Award by CitAb and has become the first company to ever in the world to receive this award in consecutive years.

• Advantages

1: High quality and diverse antigens.

- Screening of designed polyskin sequences using Affinity's proprietary antigenic epitope prediction software.
- Proprietary multi-drug chemistry for optimized antigen presentation.
- High-throughput polysaccharide synthesis technology.

2: Specialized antibody screening and purification technologies.

- Production of antibodies with specific modifications such as phosphorylation, methylation, ethyl cooling, etc.
- High-throughput antibody screening technology.
- Selection of low background, high affinity antibody purification programs.

3: Superior Antibody Validation Strategy

- Use of closed belly + MS antibody validation strategy

4: Rapidly growing literature citations

5: Cost-effective

6: In stock supply

7: Development of many new targets to meet the new needs of scientific research

8: Support for personalized antibody customization



AFFINITY BIOSCIENCES GROUP LTD



www.affbiotech.com
order@affbiotech.com

