

STREP-TACTIN[®] VS STREP-TACTIN[®]XT

Comparing protein purification systems

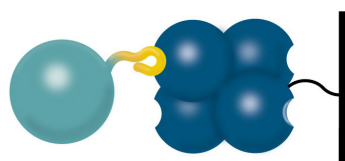


The purification procedure between Strep-Tactin® and Strep-Tactin®XT differs in:

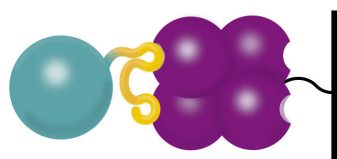
- › Elution step
- › Regeneration step

Two specificity conferring steps allow high purity:

- › Specific binding of the Strep-tag® motif to Strep-Tactin® and Strep-Tactin®XT
- › Competitive elution with desthiobiotin or biotin, respectively



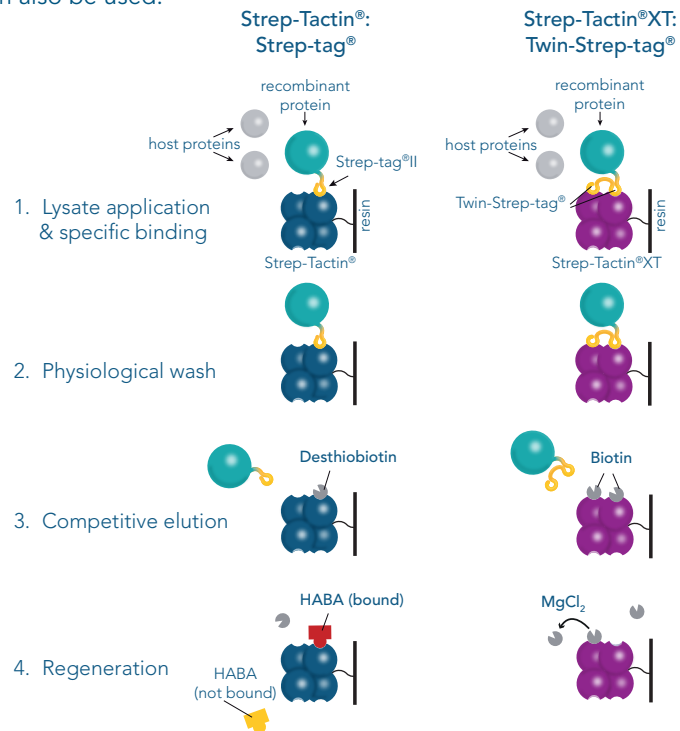
2nd generation Strep-tag® system: Strep-tag®II and Strep-Tactin®



3rd generation Strep-tag® system: Twin-Strep-tag® and Strep-Tactin®XT

PURIFICATION PROCEDURE OF STREP-TACTIN® AND STREP-TACTIN®XT

A comparison of purification via Strep-Tactin® and Strep-Tactin®XT depicts two changes in the procedure. The first and second step (lysate application & wash) remain the same. But the elution and the regeneration steps are different for both systems. For elution from Strep-Tactin® desthiobiotin is used whereas Strep-Tactin®XT requires biotin for elution. Also the regeneration step differs. HABA is used for regeneration from Strep-Tactin® and in case of Strep-Tactin®XT MgCl₂ is applied. Instead of MgCl₂, freshly prepared 10 mM NaOH can also be used.



COMPARISON OF STREP-TACTIN® AND STREP-TACTIN®XT

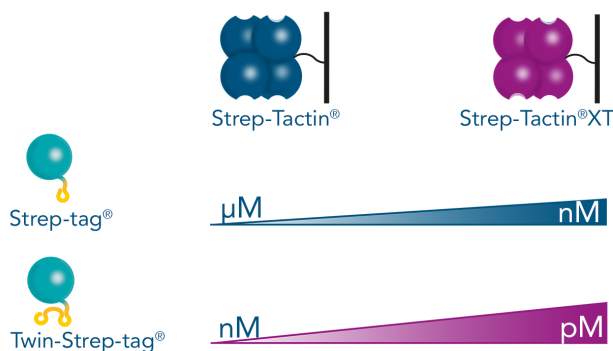
	Strep-Tactin®	Strep-Tactin®XT
Binding affinity	Strep-tag®II: µM range Twin-Strep-tag®: nM range	Strep-tag®II: nM range Twin-Strep-tag®: pM range
Elution	Elution with Buffer E (2.5 mM Desthiobiotin)	Elution with Buffer BXT (50 mM Biotin)
Regeneration	Elution with Buffer R (HABA)	Elution with 3 M MgCl ₂
Applications	cytosolic protein	diluted, secreted protein denaturing conditions batch purification immobilization
Binding capacity	Full binding capacity is not utilized due to low binding affinity	The binding capacity is increased due to a higher affinity to the tags

STREP-TACTIN®XT HAS A NEAR COVALENT BINDING AFFINITY FOR TWIN-STREP-TAG®

The Strep-tag® system is based on the Streptavidin:Biotin binding, which is one of the strongest non-covalent biological interactions known. With IBA's newly developed Strep-Tactin®XT a near covalent binding affinity in combination with Twin-Strep-tag® can be achieved. This is beneficial for e.g. protein purification, protein interaction analysis or assays (e.g. BIAcore). Since Biotin is still binding strongly to Strep-Tactin®XT it can be used for elution of Twin-Strep-tag® fusion proteins.

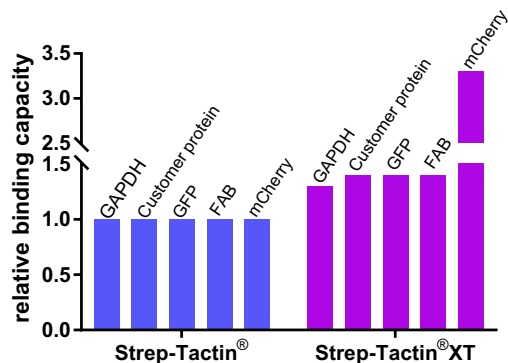
Further, intensive wash steps can lead to loss of target protein when using Strep-Tactin®. Due to the high binding affinity protein loss can be prevented by using the Strep-Tactin®XT:Twin-Strep-tag® system.

Binding affinities of the Strep-tag® components:



INCREASED BINDING CAPACITY OF STREP-TACTIN®XT ENABLES HIGHER YIELDS

Strep-Tactin®XT has a higher relative protein binding efficiency than Strep-Tactin®, leading to increased protein yields compared to Strep-Tactin® for all tested proteins. On average, StrepTactin®XT provides almost 2-fold more protein than Strep-Tactin®. Strep-Tactin®XT also ensures sharp elution profiles achieving high concentration of the target protein.



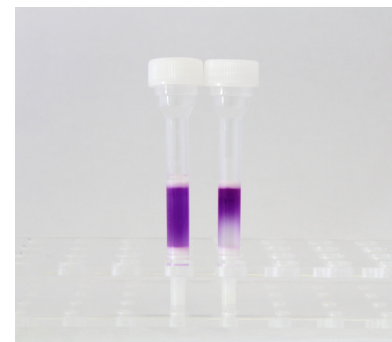
Comparison of the maximum protein yield, which could be purified using Strep-Tactin® (left) and Strep-Tactin®XT (right) for a set of different Twin-Strep-tag® fusion proteins.

Contact our customer support:
strep-tag@iba-lifesciences.com

Visit our homepage for more:
www.iba-lifesciences.com/Strep-Tactin-vs-Strep-TactinXT.html

Strep-Tactin®XT products:

- › 50 % suspension
- › gravity flow columns
- › cartridges for Äkta
- › MagStrep "type3" XT magnetic beads



The binding efficiency of Strep-Tactin®XT (right) is higher compared to Strep-Tactin® (left). This results from a higher binding affinity of Strep-Tactin®XT to Twin-Strep-tag®. The same amount of mCherry-Twin-Strep-tag® protein was applied to both columns.

The Strep-tag® system is highly recommended for:

- › Bioactive proteins (enzymes)
- › Metalloproteins
- › Membrane proteins
- › Diluted, low abundant proteins
- › Protein:protein interactions
- › High affinity applications



NEW APPLICATIONS WITH STREP-TACTIN®XT:TWIN-STREP-TAG®

Benefits

- › Variable buffer compositions allowed
- › pM affinity between Twin-Strep-tag® and Strep-Tactin®XT allows analytical applications (e.g. SPR, BLI)
- › Purification even under denaturing conditions possible
- › Strep-Tactin®XT provides higher purity compared to the Ni-NTA:His₆-tag system
- › Simple one-step elution of the target protein without pH shift

Batch purification from dilute solutions using magnetic beads

- › MagStrep "type3" XT beads enable fast purification of Twin-Strep-tag® proteins
- › Superior Strep-Tactin®XT coat for highly efficient binding
- › High binding capacity, very low non-specific protein binding
- › Flexible elution conditions

Immobilization with Strep-Tactin®XT:Twin-Strep-tag®

- › Immobilization of Twin-Strep-tag® fusion proteins on surfaces such as microtiter plates, Biacore chips, etc.
- › Efficient high-throughput screening of targets in 96 well plates
- › Suitable for ELISA, diagnostic assays, drug screenings, etc.
- › Highly efficient and stable binding of ligand and receptor

Application and Conditions		Strep-Tactin®		Strep-Tactin®XT	
		Strep-tag®II	Twin-Strep-tag®	Strep-tag®II	Twin-Strep-tag®
Purification	Concentrated (cytosolic)	good	good	good	good
	Diluted (secreted)	poor	good	good	good
	Batch (magnetic beads)	poor	medium	medium	good
Detection (Western, ELISA)		good	good	good	good
Assay/Immobilization (MTP, chips) incl. optional elution		poor	medium	medium	good