




# STREPTAVIDIN

Bulk material with reliable quality





Purified streptavidin.  
M, marker (0.5 µg/band);  
SA, streptavidin (50 µg streptavidin  
per lane).



For further informations  
please contact us at:  
[info@iba-lifesciences.com](mailto:info@iba-lifesciences.com)

## Properties of IBA's streptavidin

Streptavidin is a tetrameric protein composed of identical subunits (13 kDa each). Each subunit binds one biotin molecule with a KD of  $\sim 1 \times 10^{-15}$  M, which makes the biotin-streptavidin system one of the strongest non-covalent biological interaction known.

This streptavidin-biotin interaction is widely used for immunological, molecular and cellular assays, where biotinylated molecules are captured efficiently on Streptavidin coated surfaces.

IBA's recombinant streptavidin contains an N- and C-terminal shortened variant (core streptavidin) with improved properties concerning homogeneity, solubility, resistance towards proteolytic degradation and accessibility of the biotin binding pocket as compared to native streptavidin. IBA's streptavidin is for research use only.

## Use IBA's streptavidin to coat your

- microplates
- beads
- chips

or any other supports in a cost effective, reliable and consistent manner.

### Specifications:

Form	Lyophilized from a 25mg/ml solution in 10 mM potassium phosphate buffer pH 6.5
MW per tetramer	$\sim 53\ 000$
Extinction coefficient per subunit	$\epsilon_{280} = 41326\ \text{M}^{-1}\ \text{cm}^{-1}$
Specific activity	$> 17\ \text{U/mg streptavidin}$ (one unit binds 1 µg D-biotin)
Purity	$> 95\ \%$ as estimated by SDS-PAGE
Reconstitution	Dissolve with water
Stability (lyophilized)	2 years after shipping